

DM-MEDIUM GLAZED DOOR ENCLOSURE



Materials : Body, Front Door, Gland Plate Mild Steel, 4-mm Transparent Tempered Glass

Surface Finishing : Nano Plating + Electrostatic Powder Coating RAL 7035

IP Rate : IEC EN 60529 IP 66

NEMA Rate : NEMA 4

IK Rate : IK 08

Standards : IEC 62208 (Enclosure Standards)

Corrosion Rate : C3-M based on TS EN ISO 12944-2

Warranty : KYT-72

Supply Includes : Body, Glazed Hinged Door, Gland Plate, Assembly Parts

Please see page 386 for technical drawings.

ACCESSORIES:

Wall Bracket p.: 55



Mounting Plate p.: 60



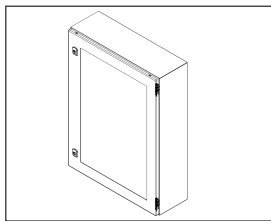
Earthing Cable p.: 71



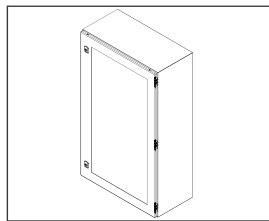
Other Accessories p.: 50

DM-MEDIUM GLAZED DOOR ENCLOSURE

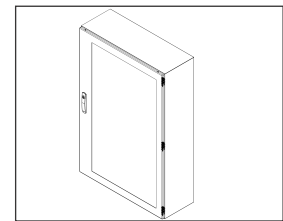
PRODUCT CODE	ENCLOSURE				MOUNTING PLATE		STEEL THICKNESSES		DOOR		VERSION
	W*	H*	D*	WEIGHT	W	H	BODY	DOOR	LOCK	HINGE	
	mm	mm	mm	kg	mm	mm	mm	mm	pcs.	pcs.	
DM 274.521	400	500	210	9,54	350	475	1,2	1,2	2	2	1
DM 274.530	400	500	300	12,87	350	475	1,2	1,2	2	2	1
DM 274.621	400	600	210	10,73	350	575	1,2	1,2	2	2	1
DM 274.630	400	600	300	14,23	350	575	1,2	1,2	2	2	1
DM 275.621	500	600	210	13,04	450	575	1,2	1,5	2	2	1
DM 275.630	500	600	300	16,70	450	575	1,2	1,5	2	2	1
DM 275.721	500	700	210	14,53	450	675	1,2	1,5	2	2	1
DM 275.726	500	700	260	16,59	450	675	1,2	1,5	2	2	1
DM 276.621	600	600	210	14,74	550	575	1,2	1,5	2	2	1
DM 276.630	600	600	300	18,58	550	575	1,2	1,5	2	2	1
DM 276.821	600	800	210	23,08	550	775	1,5	2	2	2	1
DM 276.830	600	800	300	28,29	550	775	1,5	2	2	2	1
DM 276.126	600	1000	260	30,50	550	975	1,5	2	2	3	2
DM 276.130	600	1000	300	33,10	550	975	1,5	2	2	3	2
DM 276.123	600	1200	300	37,90	550	1175	1,5	2	1	3	3
DM 278.130	800	1000	300	40,10	750	975	1,5	2	2	3	2
DM 278.123	800	1200	300	46,00	750	1175	1,5	2	1	3	3



Version 1



Version 2



Version 3

Catalogue



Assembly Instructions