

Function element, for combination with RMQ-Titan operating elements
M22-..., 1 changeover contact, Front fixing, white

Part no.

Catalog No.

Alternate Catalog No.

EL-Nummer (Norway)

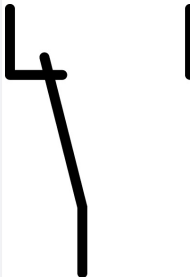
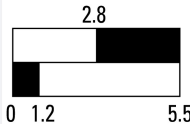

M22-SWD-K11LED-W

115972

M22-SWD-K11LED-WQ

4355006

Delivery program

Basic function accessories			Function elements						
Function			for combination with RMQ-Titan operating elements M22-...						
Contacts			1 changeover contact						
Fixing			Front fixing						
Contact sequence									
Contact travel diagram stroke in connection with front element									
Configuration			<table><tr><td>1</td><td>3</td><td>2</td></tr><tr><td>4</td><td>6</td><td>5</td></tr></table>	1	3	2	4	6	5
1	3	2							
4	6	5							
Colour			white						
									
Connection to SmartWire-DT			yes						

Technical data

General			
Standards			IEC/EN 61131-2 EN 50178
Approvals			
shipping classification			DNV GL BV LRS
Dimensions (W x H x D)		mm	12 x 42 x 45
Weight		g	10
Mounting position			As required
Ambient conditions, mechanical			
Protection type (IEC/EN 60529, EN50178, VBG 4)			IP20
Vibrations (IEC/EN 61131-2:2008)			
Constant amplitude 3,5 mm		Hz	5 - 8.4
Constant acceleration 1 g		Hz	8.4 - 150
Mechanical shock resistance (IEC/EN 60068-2-27) semi-sinusoidal 15 g/11 ms		Impacts	9

Drop to IEC/EN 60068-2-31	Drop height	mm	50
Free fall, packaged (IEC/EN 60068-2-32)		m	0.3

Electromagnetic compatability (EMC)

Overvoltage category			Not applicable
Pollution degree			2
Electrostatic discharge (IEC/EN 61131-2:2008)			
Air discharge (Level 3)		kV	8
Contact discharge (Level 2)		kV	4
Electromagnetic fields (IEC/EN 61131-2:2008)			
80 - 1000 MHz		V/m	10
1.4 - 2 GHz		V/m	3
2 - 2.7 GHz		V/m	1
Radio interference suppression (SmartWire-DT)			EN 55011 Class A
Burst (IEC/EN 61131-2:2008, Level 3)			
Supply cable		kV	2
SmartWire-DT cable		kV	1
Radiated RFI (IEC/EN 61131-2:2008, Level 3)		V	10

Climatic environmental conditions

Ambient temperature			
Operating ambient temperature (IEC 60068-2)		°C	-30 - +70
Storage		°C	- 40 - + 80
Relative humidity			
Condensation			Take appropriate measures to prevent condensation
Relative humidity, non-condensing (IEC/EN 60068-2-30)		%	9 - 95

SmartWire-DT network

Station type			SmartWire-DT slave
Address allocation			automatic
Status indication		LED	Green
Connections			Plug, 8-pole
Plug connector			SWD4-8SF2-5

Fieldbus interface

Baud rate setting			automatic

Functions

Switching state display		LED	Yes
Diagnostics			Yes
Fixing			Front fixing

Design verification as per IEC/EN 61439

Technical data for design verification			
Rated operational current for specified heat dissipation	I _n	A	0
Heat dissipation per pole, current-dependent	P _{vid}	W	0
Equipment heat dissipation, current-dependent	P _{vid}	W	0
Static heat dissipation, non-current-dependent	P _{vs}	W	0.3
Heat dissipation capacity	P _{diss}	W	0
Operating ambient temperature min.		°C	-30
Operating ambient temperature max.		°C	70
IEC/EN 61439 design verification			
10.2 Strength of materials and parts			
10.2.2 Corrosion resistance			Meets the product standard's requirements.
10.2.3.1 Verification of thermal stability of enclosures			Meets the product standard's requirements.
10.2.3.2 Verification of resistance of insulating materials to normal heat			Meets the product standard's requirements.
10.2.3.3 Verification of resistance of insulating materials to abnormal heat and fire due to internal electric effects			Meets the product standard's requirements.
10.2.4 Resistance to ultra-violet (UV) radiation			Meets the product standard's requirements.

10.2.5 Lifting		Does not apply, since the entire switchgear needs to be evaluated.
10.2.6 Mechanical impact		Does not apply, since the entire switchgear needs to be evaluated.
10.2.7 Inscriptions		Meets the product standard's requirements.
10.3 Degree of protection of ASSEMBLIES		Does not apply, since the entire switchgear needs to be evaluated.
10.4 Clearances and creepage distances		Meets the product standard's requirements.
10.5 Protection against electric shock		Does not apply, since the entire switchgear needs to be evaluated.
10.6 Incorporation of switching devices and components		Does not apply, since the entire switchgear needs to be evaluated.
10.7 Internal electrical circuits and connections		Is the panel builder's responsibility.
10.8 Connections for external conductors		Is the panel builder's responsibility.
10.9 Insulation properties		
10.9.2 Power-frequency electric strength		Is the panel builder's responsibility.
10.9.3 Impulse withstand voltage		Is the panel builder's responsibility.
10.9.4 Testing of enclosures made of insulating material		Is the panel builder's responsibility.
10.10 Temperature rise		The panel builder is responsible for the temperature rise calculation. Eaton will provide heat dissipation data for the devices.
10.11 Short-circuit rating		Is the panel builder's responsibility. The specifications for the switchgear must be observed.
10.12 Electromagnetic compatibility		Is the panel builder's responsibility. The specifications for the switchgear must be observed.
10.13 Mechanical function		The device meets the requirements, provided the information in the instruction leaflet (IL) is observed.

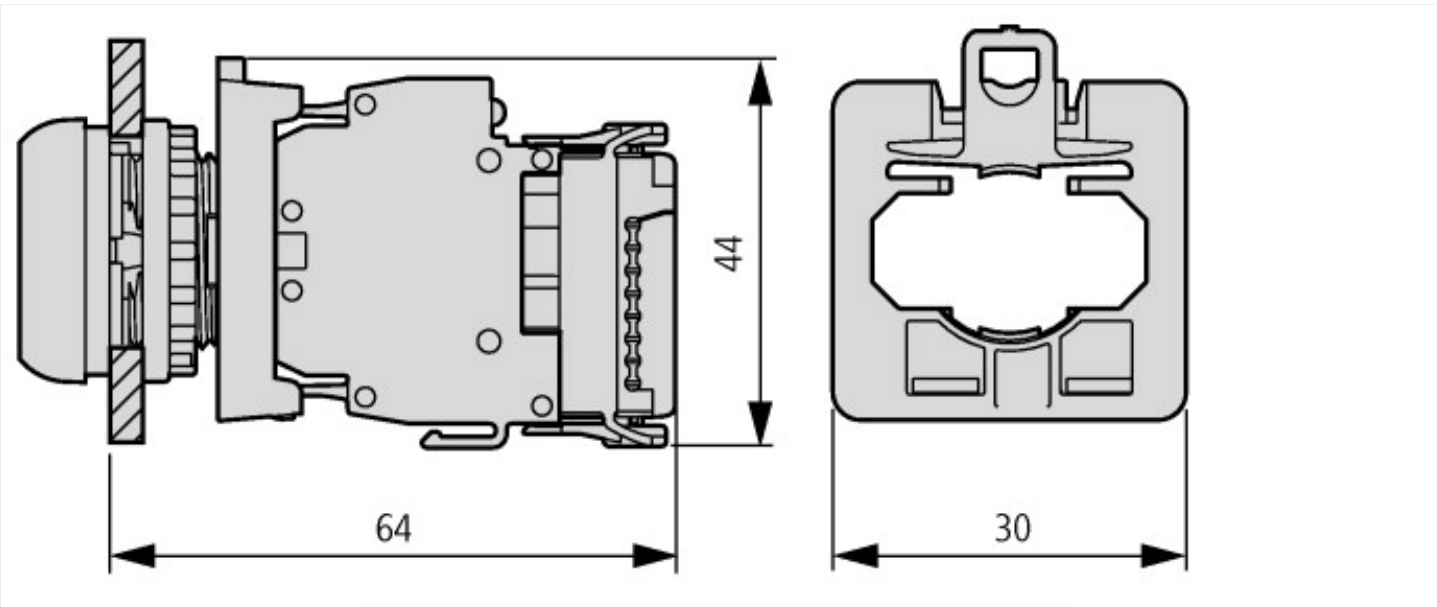
Technical data ETIM 7.0

Low-voltage industrial components (EG000017) / Auxiliary contact block (EC000041)		
Electric engineering, automation, process control engineering / Low-voltage switch technology / Component for low-voltage switching technology / Auxiliary switch block (ecI@ss10.0.1-27-37-13-02 [AKN342013])		
Number of contacts as change-over contact		0
Number of contacts as normally open contact		1
Number of contacts as normally closed contact		1
Number of fault-signal switches		0
Rated operation current I _e at AC-15, 230 V	A	0
Type of electric connection		Flat plug-in connection
Model		Top mounting
Mounting method		Front fastening
Lamp holder		LED not exchangeable

Approvals

UL File No.		E29184
UL Category Control No.		NKCR
CSA File No.		2324643
CSA Class No.		3211-07
North America Certification		UL listed, CSA certified
Specially designed for North America		No

Dimensions



Pushbutton with function element

Additional product information (links)

IL04716004Z (AWA1160-2511) SmartWire-DT: RMQ-Titan	
IL04716004Z (AWA1160-2511) SmartWire-DT: RMQ-Titan	https://es-assets.eaton.com/DOCUMENTATION/AWA_INSTRUCTIONS/IL04716004Z2019_10.pdf
SmartWire-DT manual, SWD module IP20 MN05006001Z	
Handbuch SmartWire-DT, SWD-Modul IP20 MN05006001Z - Deutsch	https://es-assets.eaton.com/DOCUMENTATION/AWB_MANUALS/MN05006001Z_DE.pdf
SmartWire-DT manual, SWD module IP20 MN05006001Z - English	https://es-assets.eaton.com/DOCUMENTATION/AWB_MANUALS/MN05006001Z_EN.pdf
Manuale SmartWire-DT, modulo SWD IP20 MN05006001Z - italiano	https://es-assets.eaton.com/DOCUMENTATION/AWB_MANUALS/MN05006001Z_IT.pdf
MN05006002Z (AWB2723-1617) SmartWire-DT, The system	
MN05006002Z (AWB2723-1617) SmartWire-DT, Das System - Deutsch	https://es-assets.eaton.com/DOCUMENTATION/AWB_MANUALS/MN05006002Z_DE.pdf
MN05006002Z (AWB2723-1617) SmartWire-DT, The system - English	https://es-assets.eaton.com/DOCUMENTATION/AWB_MANUALS/MN05006002Z_EN.pdf
MN05006002Z (AWB2723-1617) SmartWire-DT, il sistema - italiano	https://es-assets.eaton.com/DOCUMENTATION/AWB_MANUALS/MN05006002Z_IT.pdf